



THE UNIVERSITY
OF QUEENSLAND
AUSTRALIA

Green Office Program



Green Office Assessment

Results of Program July 2007 – June 2008

This report is compiled by Environmental Services, Property and Facilities Division, from individual assessment reports conducted by Green Office representatives and the Green Office Coordinator.

Table of Contents

<u>INTRODUCTION</u>	<u>3</u>
<u>METHODOLOGY</u>	<u>3</u>
<u>RESULTS FOR NEW AREAS</u>	<u>4</u>
<u>RESULTS FOR EXISTING AREAS</u>	<u>6</u>
<u>CONCLUSION</u>	<u>9</u>

Introduction

Offices and staff practices and behaviours impact upon the environment on a day to day basis through resource consumption and waste generation. The Green Office Program gives The University of Queensland schools and centres an opportunity to network and exchange ideas and resources to help improve environmental performance in their areas. It is managed by Environmental Services, Property and Facilities Division who appoints a UQ student as Green Office Coordinator each year.

The Green Office Program was piloted in seven areas of the University in 2005. Since then the Green Office Program has expanded to 72 representatives in 61 areas across three campuses. The program provides encouragement and resources to representatives through:

- A monthly Green Office Newsletter
- Posters, brochures and other resource materials
- Green Office webpage
- Quarterly Green Office Update sessions
- Site visits to facilities such as Visy Recycling and Sims E-Waste.
- An annual Green Office Awards presentation and breakfast held on World Environment Day (5th June) which includes trade displays.

Green Office representatives conduct assessments in their areas with assistance from the Green Office Coordinator. This includes baseline assessments for new areas and annual assessments for areas already involved. The assessments develop baseline data for schools and centres from which they can continually improve their environmental performance in the following areas:

- Energy management
- Waste management (reduce, reuse and recycle)
- Environmentally responsible purchasing; and
- Environmental awareness

Green Office baseline assessments were conducted in twenty-six areas at the St Lucia campus, one at the Ipswich campus and one at the Gatton campus for 2007/2008.

Green Office annual assessments were conducted in twenty-five areas at the St Lucia campus, two at the Ipswich campus and three at Gatton campus for 2007/2008.

More detailed results of the baseline and annual assessments are given further on in the report.

Methodology

The Green Office assessments are conducted in three parts;

1. A walk-through survey which includes an energy audit and a visual waste audit
2. An interview with the purchasing officer; and
3. One to one interviews with a sample of staff members

Each component of the assessment is given an individual score as a percentage. These scores are then averaged to give an overall office rating for the school/centre. It is the intention of the program that assessments will be carried out annually to enable schools and centres to measure environmental performance over time.

Results for New Areas

Green Office baseline assessments were completed in twenty-six new areas at the St Lucia campus between July 2007 and June 2008. There were two new areas at St Lucia where baseline assessments were not conducted in 2007/2008; Finance and Business Services Printery and School of Medicine.

St Lucia campus

- Advanced Wastewater Management Centre
- Architecture and Music Library
- Austlit – The Resource for Australian Literature
- Centre for Marine Studies
- Finance and Business Services
- Information Access Services – Library
- Institute for Social Science Research
- Julius Kruttschnitt Minerals Research Centre
- Properties and Facilities – Administration and Information Technology
- School of Biomedical Sciences
- School of Business – RhD Student area
- School of Chemical Engineering
- School of Health and Rehabilitation Sciences
- School of History, Philosophy, Religion and Classics
- School of Human Movement Studies
- School of Information Technology and Electrical Engineering
- School of Mathematics
- School of Pharmacy
- School of Political Science and International Studies
- School of Psychology
- School of Social Science
- School of Social Work and Applied Human Sciences
- Student and Administration Services - Admissions
- Student Centre
- Teaching and Educational Development Institute
- UQ Union

Ipswich campus

- Faculty of Social and Behavioural Sciences

Gatton campus

- School of Animal Studies

The average overall Green Office rating for all new areas was 62% (refer to Figure 1). During the walk through component, most Green Office areas performed best in the individual reduce, reuse and recycle section which scored an average of 80%. Purchasing displayed a low average rating of 42% as illustrated by Figure 1 below.

Energy usage, with the average score at 38% was the component requiring the most improvement. Energy efficiency will improve as awareness for this issue increases. Regulatory requirements such as the Energy Efficiency Opportunities Act 2007 and the National Greenhouse and Energy Reporting Act 2007 will stimulate awareness and action for energy efficiency among university staff.

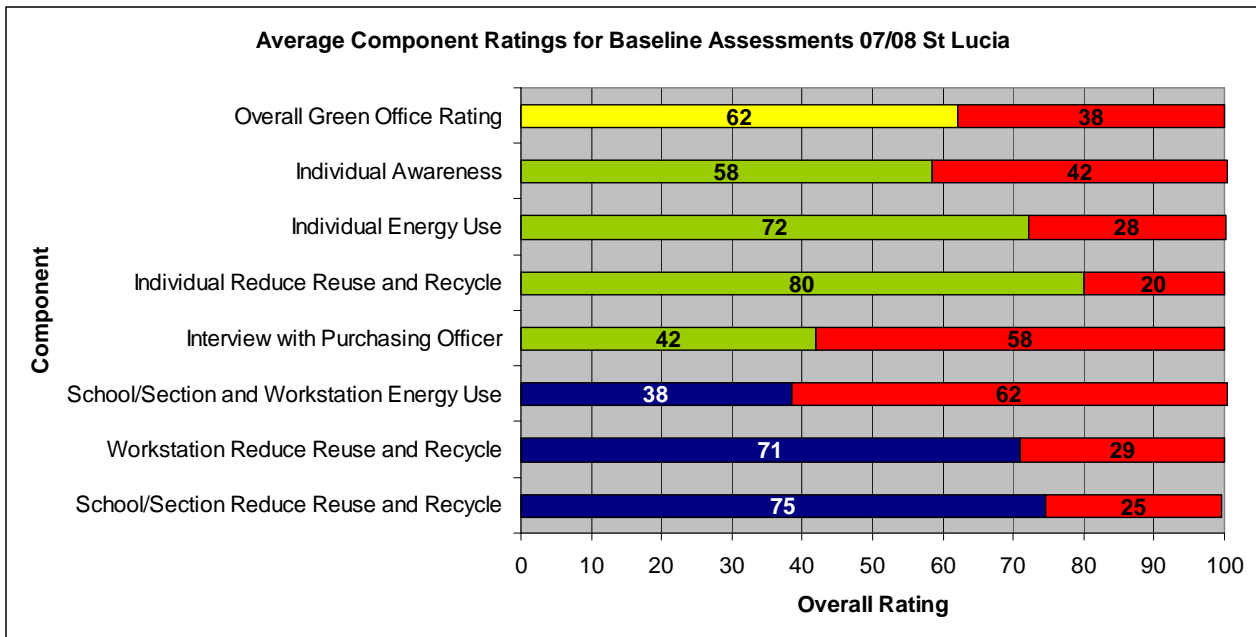


Figure 1: Average baseline component ratings for St Lucia campus 2007/2008

The best new area at St Lucia was the School of History, Philosophy, Religion and Classics, scoring an average overall rating of 72%, which is the highest result for baseline assessments (Figure 2). The school's Green Office representative, Serena Bagley, will be awarded a certificate of achievement.

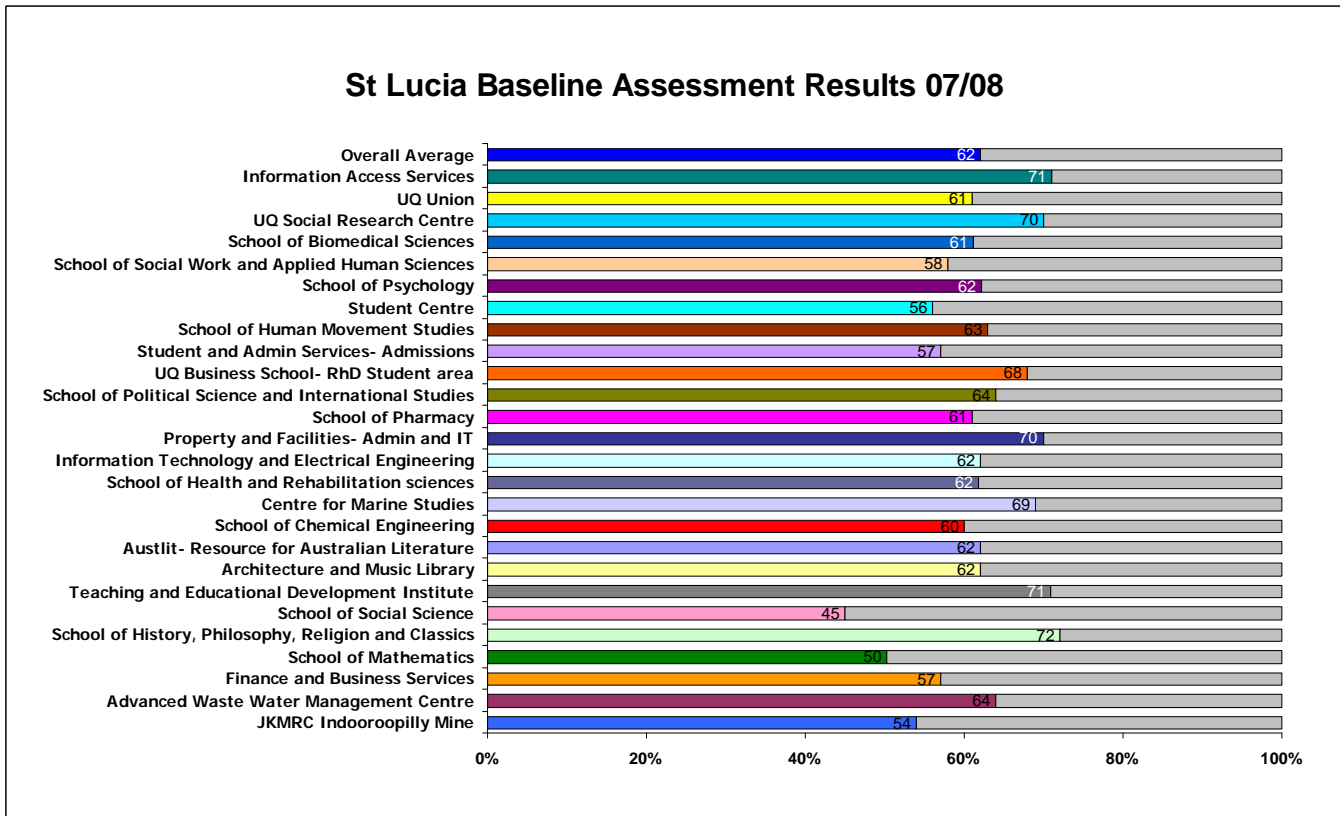


Figure 2: St Lucia baseline results for 2007/2008

Two new areas from Gatton and Ipswich campuses completed baseline assessments between July 2007 and June 2008 and therefore there is no best new area for either campus.

Results for Existing Areas

Thirty Green Office areas from St Lucia, Gatton and Ipswich campuses completed annual assessments in their areas for 2007/2008.

St Lucia campus

- Australian Centre for Peace and Conflict Studies
- Biological Sciences Library
- Centre for Critical and Cultural Studies
- Faculty of Arts
- Faculty of Business, Economics and Law
- Health Services
- Information Technology Services- AusCERT & Network Operations
- Information Technology Services- ITS Service Centre, UQ Connect and Voice Operations
- International Educational Directorate
- Law Library
- Office of Marketing and Communication
- Physical Sciences and Engineering Library
- Properties and Facilities- Central Store
- Property and Facilities- Services Section
- Property and Facilities- Works Control Centre
- Records Management Services and Duplicating
- School of Business
- School of Geography, Planning and Architecture
- Social Sciences and Humanities Library
- Student Support Services
- Sustainable Minerals Institute
- University Bookshop
- UQ Centre
- UQ Sport
- UQ Traffic and Parking

Ipswich campus

- Ipswich Library
- Pro-Vice Chancellor's Office

Gatton campus

- Gatton Printery
- Student Support Services
- School of Natural and Rural System Management

St Lucia

Twenty-five Green Office Representatives at St Lucia campus completed an annual assessment in their area for 2007/2008.

The 2007/2008 results show an overall average improvement of 7% for St Lucia campus as displayed in the graph below (Figure 3). The most improved component was green purchasing at 16%. This graph was developed using the average component ratings from the baseline and annual assessment results in 2006/2007 and the annual assessment results from all St Lucia existing areas in 2007/2008.

Green Office Assessment Results of Program July 2007- June 2008

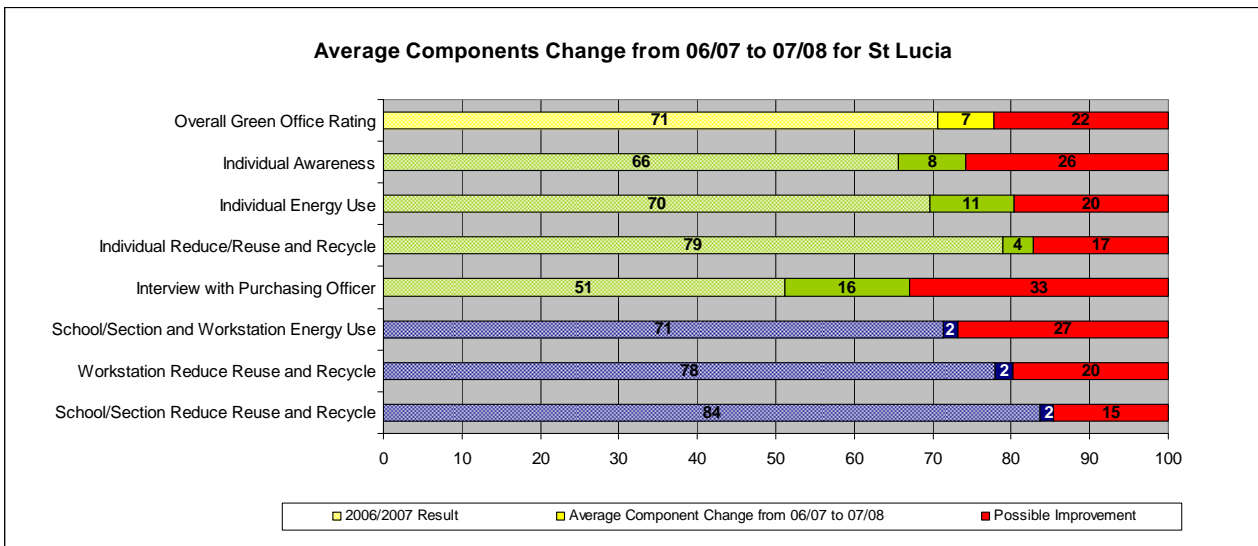


Figure 3 Average component change from 2006/2007 to 2007/2008

The total average Green Office Rating for existing areas in 2007/2008 is 78%, shown in Figure 4. Green Office areas displayed positive results with eight schools/centres scoring over 80% in the assessment; as illustrated by the graph below in Figure 4.

The most improved area - the Centre for Critical and Cultural Studies, improved its overall rating by 23%. Maureen McGrath, the Green Office representative for the Centre for Critical and Cultural Studies, will receive the award for the most improved area for 2007/2008.

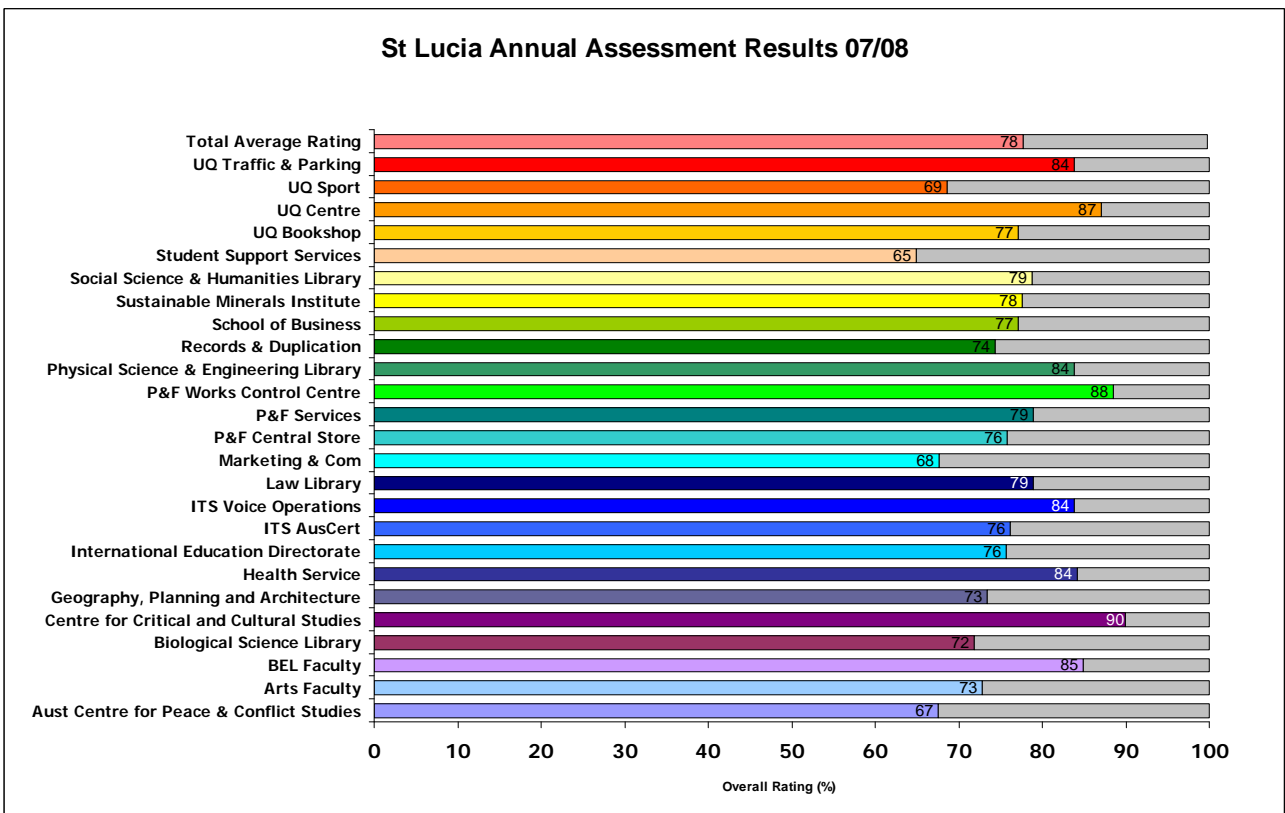


Figure 4: Annual assessment ratings at St Lucia Campus for 2007/2008

Ipswich and Gatton

Three areas at the Gatton campus and two areas at the Ipswich campus completed their annual assessments for 2007/2008. Student Administration Services - UQ Link, at the Ipswich campus was unable to complete their annual assessment this year.

Individual awareness was the component which improved the most (13%) for Ipswich and Gatton as illustrated by the graph in Figure 5 below. Purchasing has been identified as the component requiring the most improvement.

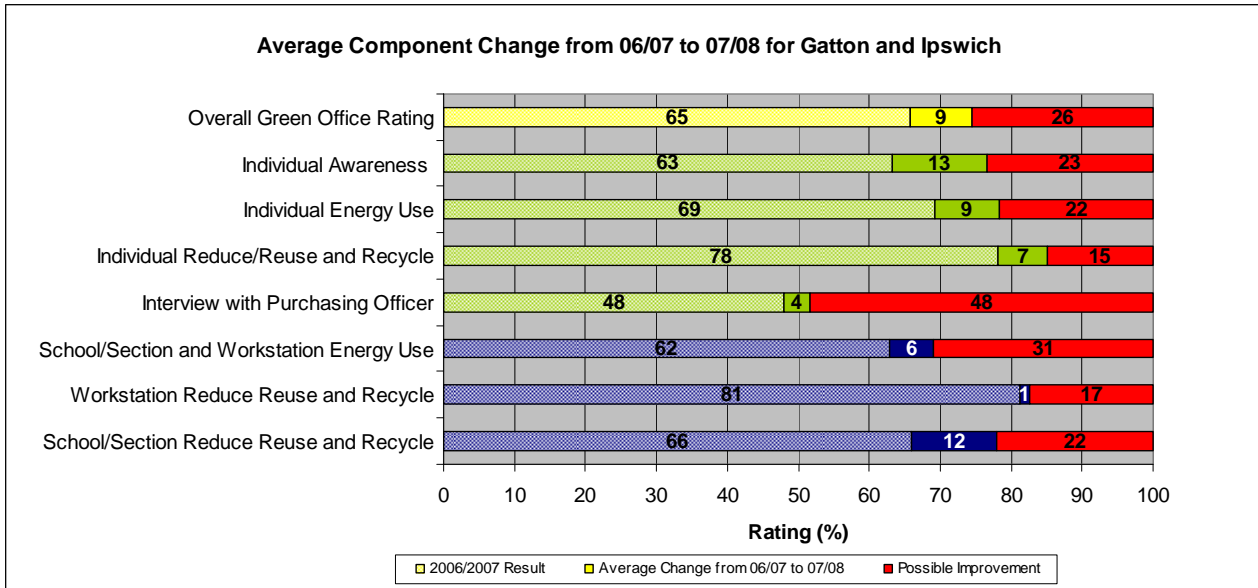


Figure 5: Average component change from 2006/2007 to 2007/2008 for Gatton and Ipswich

The most improved area at Gatton was the School of Natural and Rural Systems Management with an improvement of 28%. The most improved area from Ipswich was the Ipswich Library with an improvement of 4%. The details are displayed below in Figure 5.

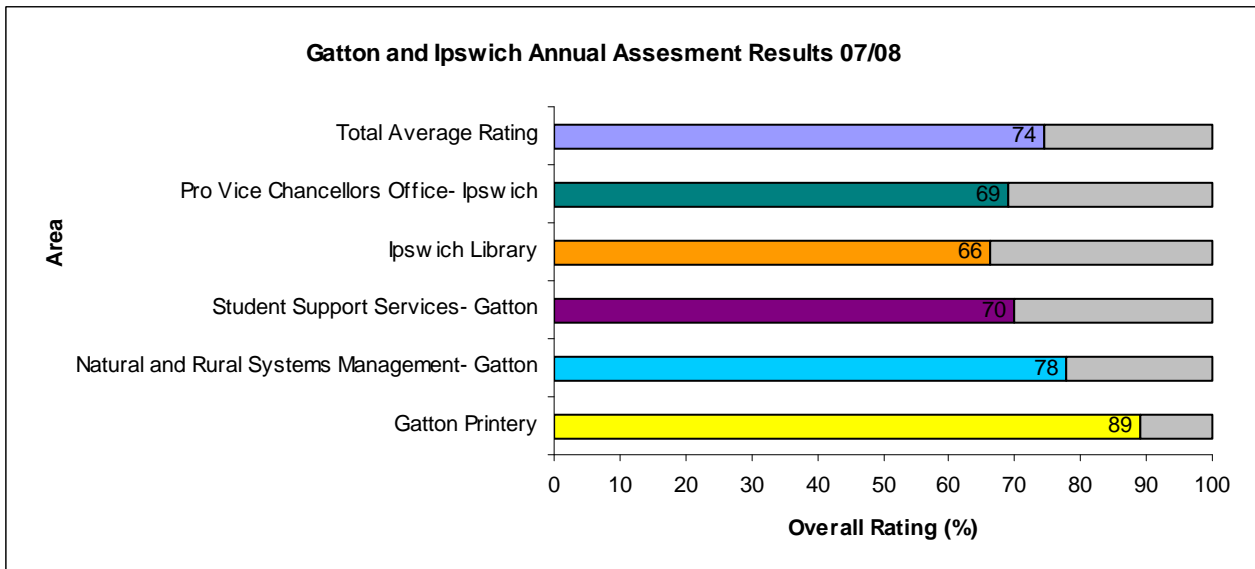


Figure 5: Gatton and Ipswich annual assessment ratings for 2007/2008

Conclusion

The Green Office Program expanded from 39 areas to a total of 61 areas across three campuses of the University of Queensland from July 2007 to June 2008 of which 28 conducted baseline assessments. Also in that period 22 university staff members joined the Green Office Program to become representatives on behalf of their school/section. These positive numbers show that the Green Office Program is expanding throughout the University of Queensland; noticeably at the St Lucia Campus.

Annual assessments in 2007/2008 were conducted in 30 areas already involved in the program. The existing areas at St Lucia showed an overall average improvement of 7% and Gatton and Ipswich showed an improvement of 9%. The Green Office Program will continue to expand and evolve each year with positive benefits for staff and the environment.